



Agenda Item No. (8)

To: Finance-Auditing Committee/Committee of the Whole
Meeting of September 25, 2025

From: Jennifer H. Mennucci, Auditor-Controller
Denis J. Mulligan, General Manager

Subject: **MONTHLY REVIEW OF GOLDEN GATE BRIDGE TRAFFIC/TOLLS
AND BUS AND FERRY TRANSIT PATRONAGE/FARES (FOR TWO
MONTHS ENDING AUGUST 2025)**

Recommendation

There is no recommendation associated with this item.

Summary

The report provides the Bridge traffic/tolls and transit patronage/fares for two months ending August 31, 2025 for the Committee's information. The schedule compares categories of Bridge traffic, tolls, transit, patronage, and fares for the period of August 2025.

Categories of Traffic	August 2025	
	No. of Southbound Crossings	Percentage of Traffic
2 axle vehicles	1,443,270	94.4%
3+ axle vehicles	8,670	0.6%
Discount – Carpools	67,391	4.4%
Non-revenue	9,302	0.6%
Total Traffic	1,528,633	100.0%

Fiscal Impact

There is no fiscal impact as this report is informational.

Attachments

THIS PAGE INTENTIONALLY LEFT BLANK

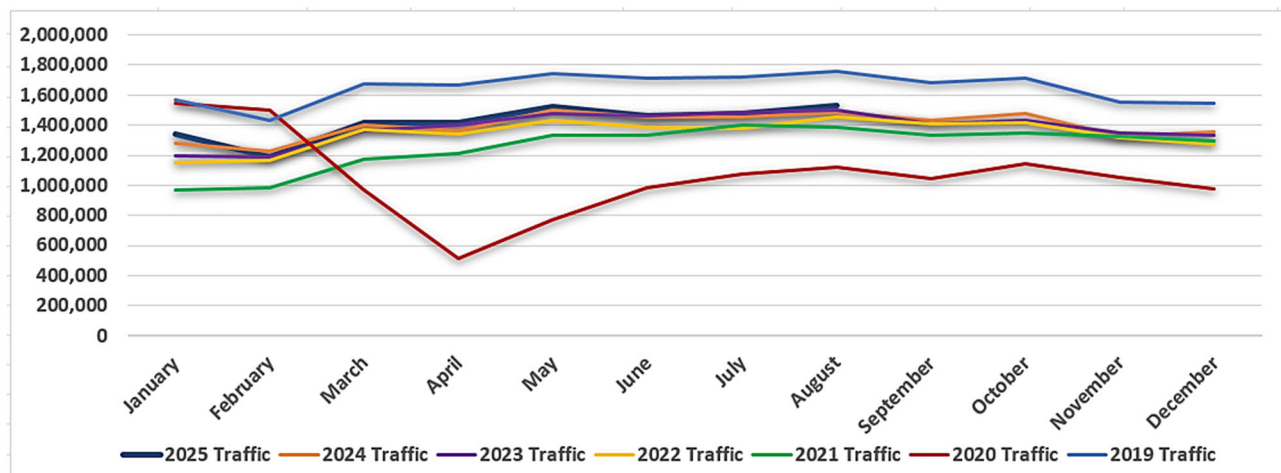
GOLDEN GATE BRIDGE, HIGHWAY & TRANSPORTATION DISTRICT

	Actual FY24/25	Adj. Budget FY25/26	Actual FY25/26	FY24/25 Actl FY25/26 Actl	FY25/26 Actl FY25/26 Bdgt		Actual FY24/25	Adj. Budget FY25/26	Actual FY25/26	FY24/25 Actl FY25/26 Actl	FY25/26 Actl FY25/26 Bdgt	
BRIDGE	TRAFFIC SOUTHBOUND					TOLL REVENUE						
	July	1,457,365	1,464,652	1,475,887	1%	1%	July	\$ 14,052,017	\$ 14,249,320	\$ 14,190,307	1%	0%
	August	1,486,533	1,493,966	1,528,633	3%	2%	August	\$ 13,968,098	\$ 14,521,499	\$ 15,308,238	10%	5%
	TOTAL	2,943,898	2,958,618	3,004,520	2.1%	1.6%	TOTAL	\$ 28,020,115	\$ 28,770,819	\$ 29,498,545	5.3%	2.5%
BUS	RIDERSHIP					FARE REVENUE						
	July	128,282	130,335	139,040	8%	7%	July	\$ 676,011	\$ 684,753	\$ 691,744	2%	1%
	August	136,064	138,241	147,256	8%	7%	August	\$ 701,650	\$ 726,292	\$ 832,307	19%	15%
	TOTAL	264,346	268,576	286,296	8.3%	6.6%	TOTAL	\$ 1,377,661	\$ 1,411,045	\$ 1,524,051	10.6%	8.0%
FERRY	RIDERSHIP					FARE REVENUE						
	July	175,283	178,789	179,719	3%	1%	July	\$ 1,681,746	\$ 1,608,767	\$ 1,573,240	-6%	-2%
	August	165,776	169,092	184,657	11%	9%	August	\$ 1,405,541	\$ 1,521,511	\$ 1,603,245	14%	5%
	TOTAL	341,059	347,881	364,376	6.8%	4.7%	TOTAL	\$ 3,087,287	\$ 3,130,278	\$ 3,176,485	2.9%	1.5%

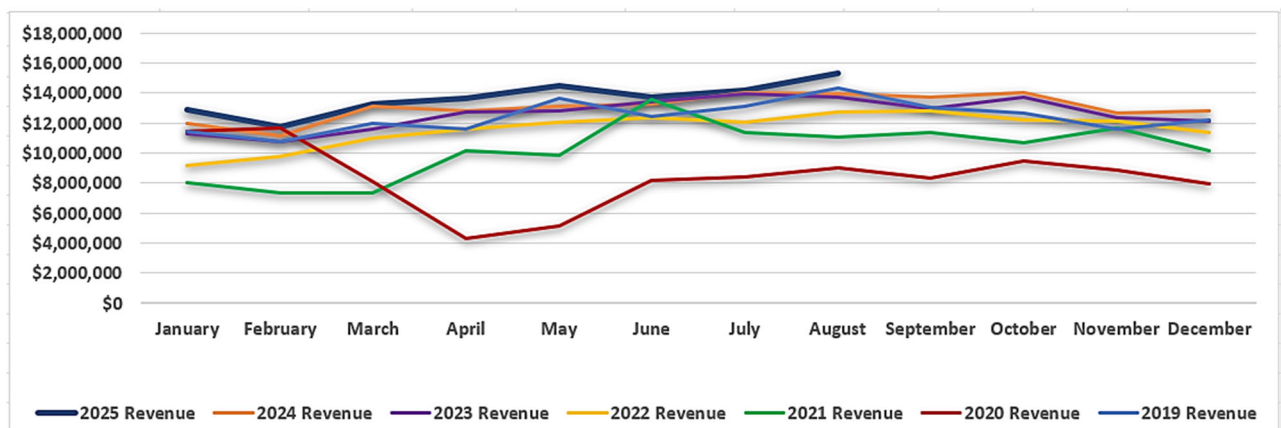
THIS PAGE INTENTIONALLY LEFT BLANK

Bridge:

Traffic

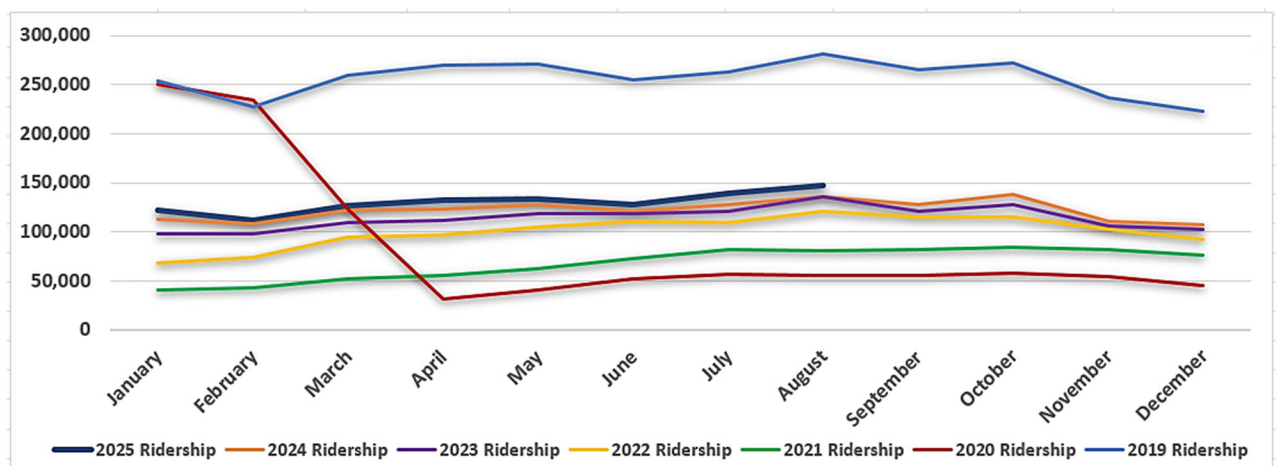


Revenue



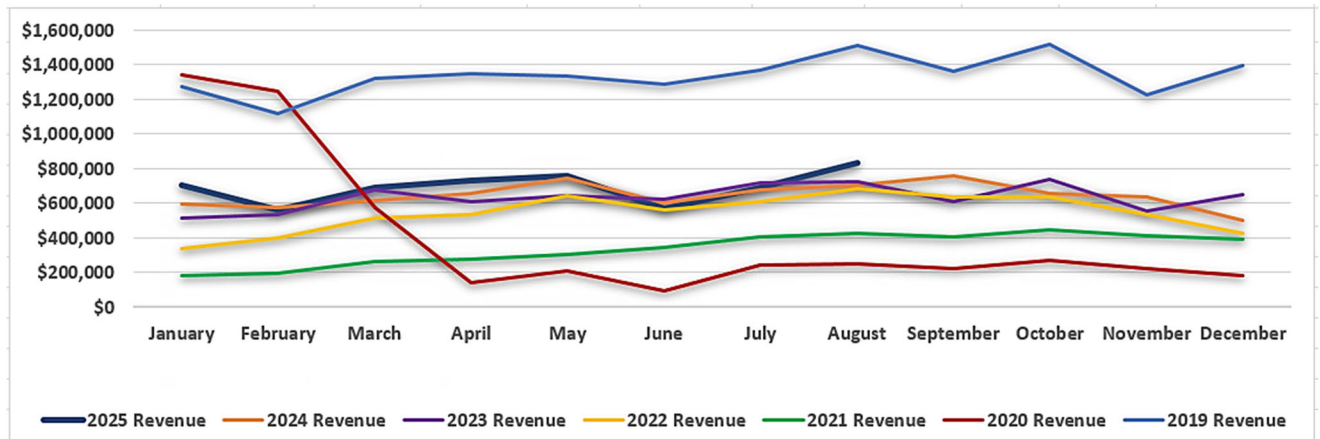
Bus:

Ridership



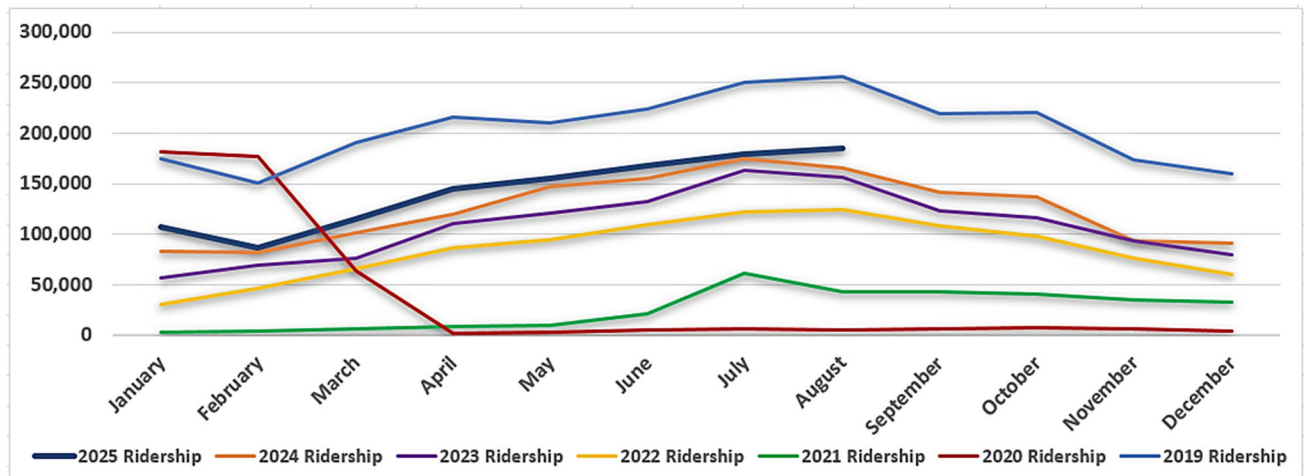
Bus:

Revenue

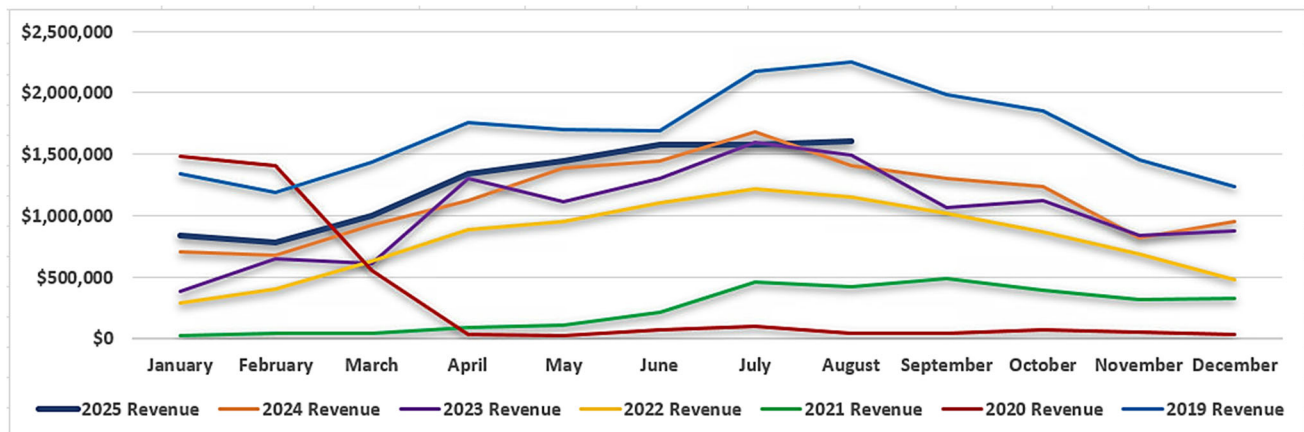


Ferry:

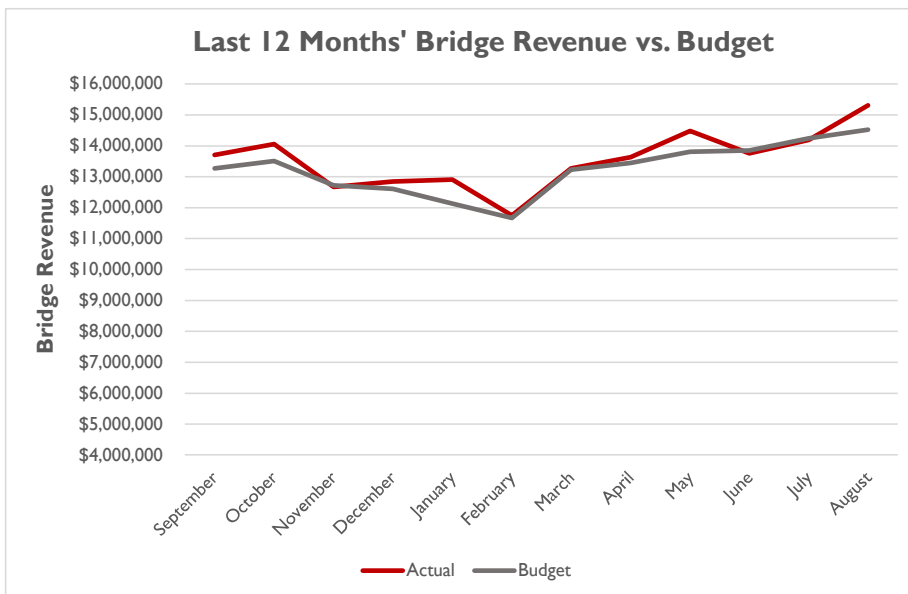
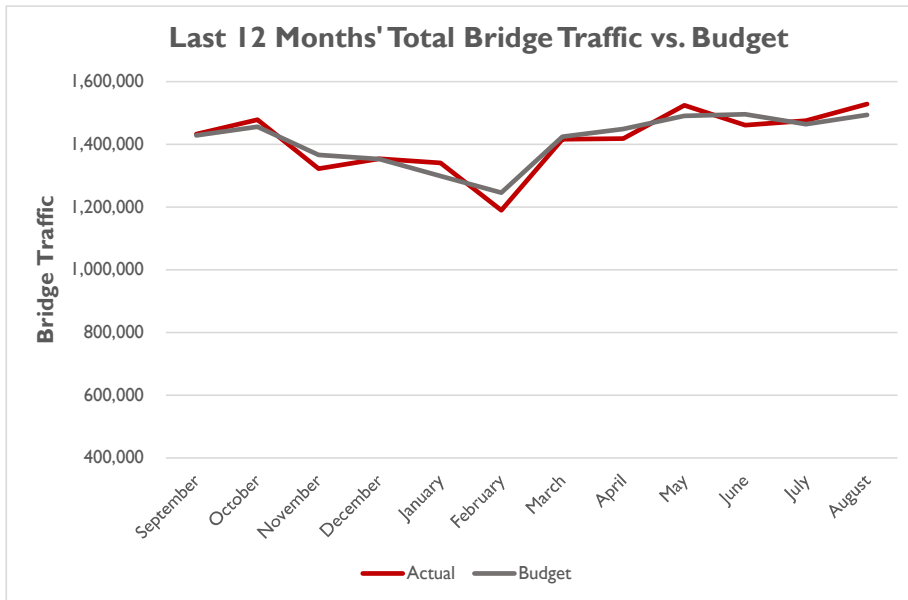
Ridership



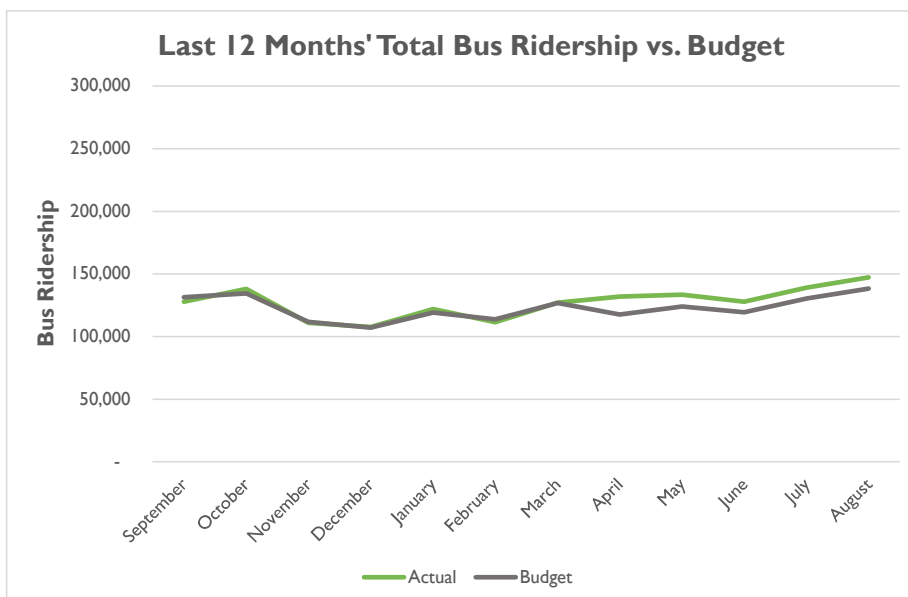
Revenue



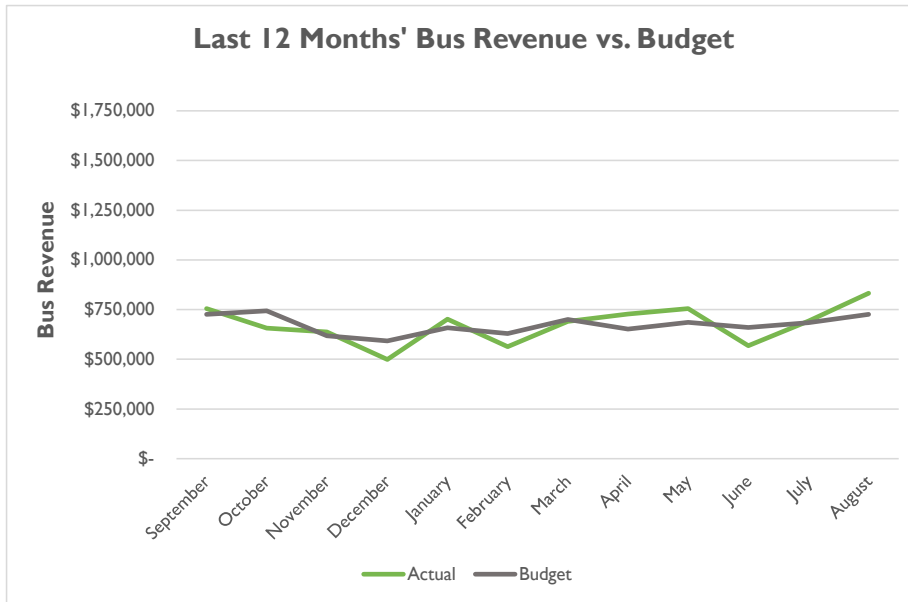
Bridge:



Bus:



Bus:



Ferry:

