



Agenda Item No. (7)

To: Finance-Auditing Committee/Committee of the Whole
Meeting of August 21, 2025

From: Jennifer H. Mennucci, Auditor-Controller
Denis J. Mulligan, General Manager

Subject: **MONTHLY REVIEW OF GOLDEN GATE BRIDGE TRAFFIC/TOLLS
AND BUS AND FERRY TRANSIT PATRONAGE/FARES (FOR ONE
MONTH ENDING JULY 2025)**

Recommendation

There is no recommendation associated with this item.

Summary

The report provides the Bridge traffic/tolls and transit patronage/fares for one month ending July 31, 2025 for the Committee's information. The schedule compares categories of Bridge traffic, tolls, transit, patronage, and fares for the period of July 2025.

July 2025		
Categories of Traffic	No. of Southbound Crossings	Percentage of Traffic
2 axle vehicles	1,387,340	94.0%
3+ axle vehicles	8,680	0.6%
Discount – Carpools	70,522	4.8%
Non-revenue	9,345	0.6%
Total Traffic	1,475,887	100.0%

Fiscal Impact

There is no fiscal impact as this report is informational.

Attachments

THIS PAGE INTENTIONALLY LEFT BLANK

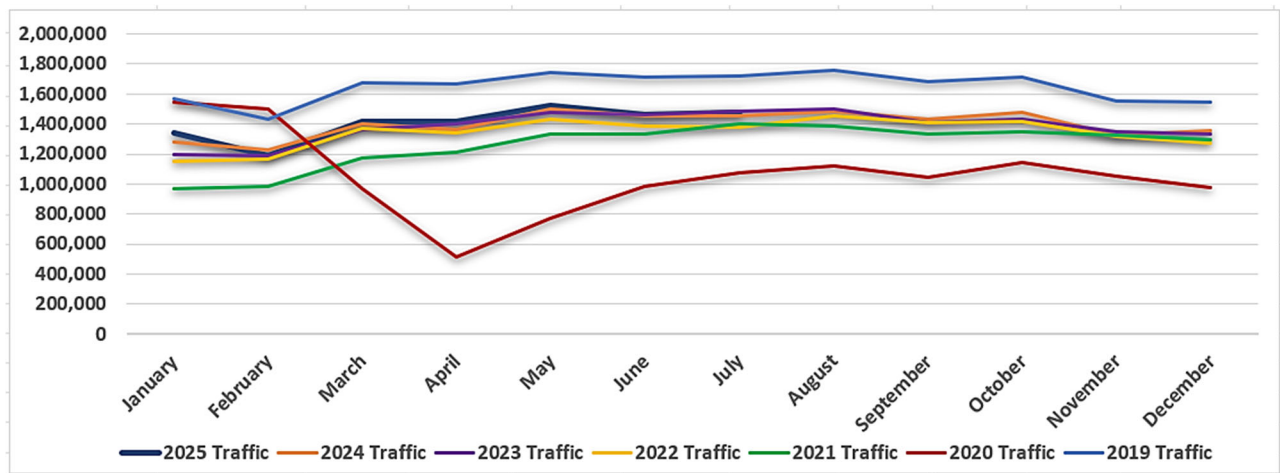
GOLDEN GATE BRIDGE, HIGHWAY & TRANSPORTATION DISTRICT

	Actual FY24/25	Adj. Budget FY25/26	Actual FY25/26	FY24/25 Actl FY25/26 Actl	FY25/26 Actl FY25/26 Bdgt		Actual FY24/25	Adj. Budget FY25/26	Actual FY25/26	FY24/25 Actl FY25/26 Actl	FY25/26 Actl FY25/26 Bdgt	
BRIDGE	TRAFFIC SOUTHBOUND					TOLL REVENUE						
	July	1,457,365	1,464,652	1,475,887	1%	1%	July	\$ 14,052,017	\$ 14,249,320	\$ 14,190,307	1%	0%
	TOTAL	1,457,365	1,464,652	1,475,887	1.3%	0.8%	TOTAL	\$ 14,052,017	\$ 14,249,320	\$ 14,190,307	1.0%	-0.4%
BUS	RIDERSHIP					FARE REVENUE						
	July	128,282	130,335	139,040	8%	7%	July	\$ 676,011	\$ 684,753	\$ 691,744	2%	1%
	TOTAL	128,282	130,335	139,040	8.4%	6.7%	TOTAL	\$ 676,011	\$ 684,753	\$ 691,744	2.3%	1.0%
FERRY	RIDERSHIP					FARE REVENUE						
	July	175,283	178,789	179,719	3%	1%	July	\$ 1,681,746	\$ 1,608,767	\$ 1,573,240	-6%	-2%
	TOTAL	175,283	178,789	179,719	2.5%	0.5%	TOTAL	\$ 1,681,746	\$ 1,608,767	\$ 1,573,240	-6.5%	-2.2%

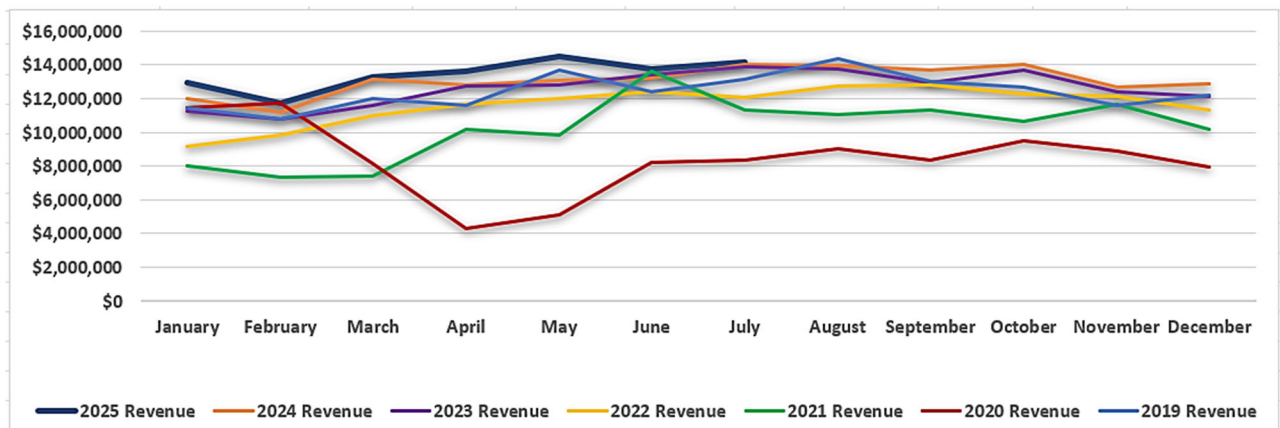
THIS PAGE INTENTIONALLY LEFT BLANK

Bridge:

Traffic

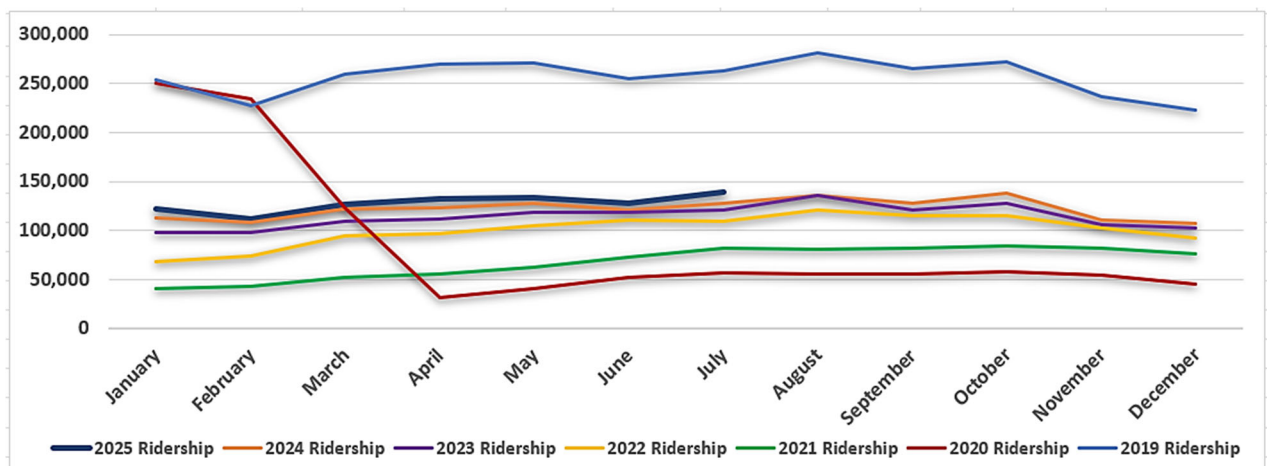


Revenue



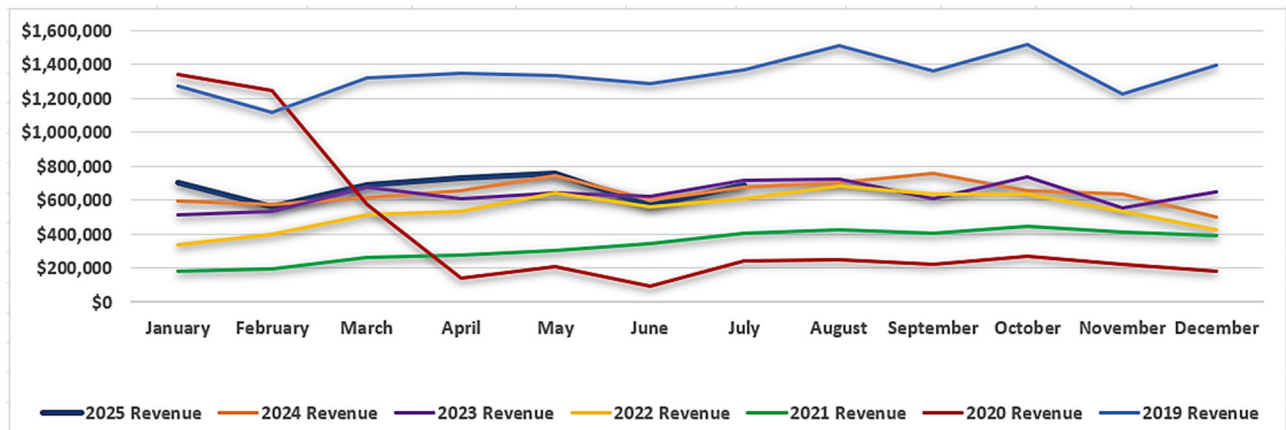
Bus:

Ridership



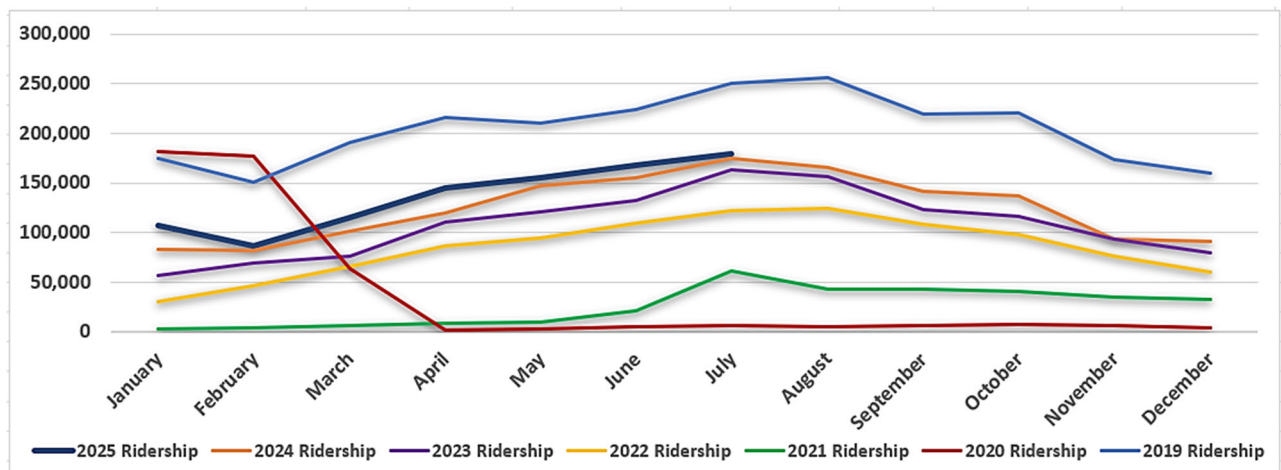
Bus:

Revenue

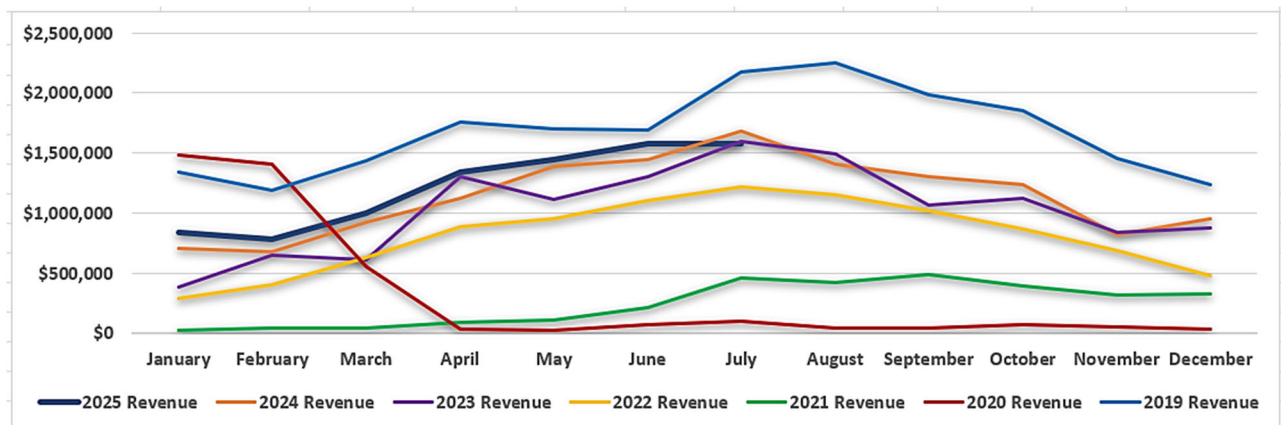


Ferry:

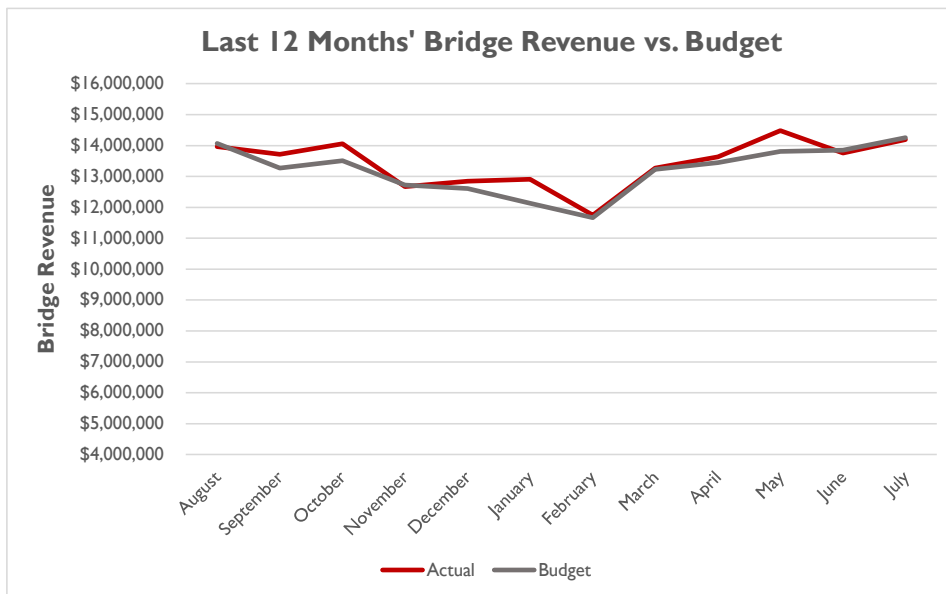
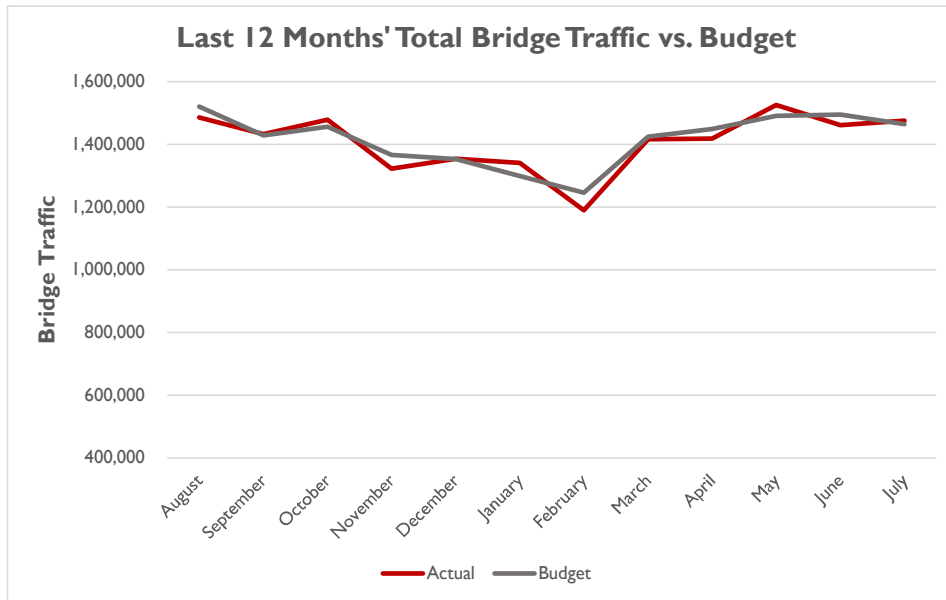
Ridership



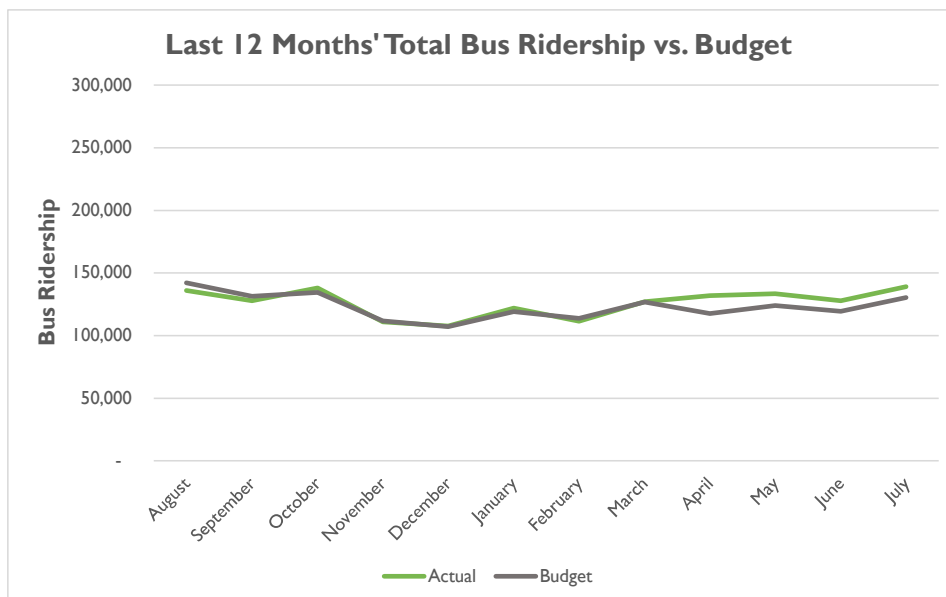
Revenue



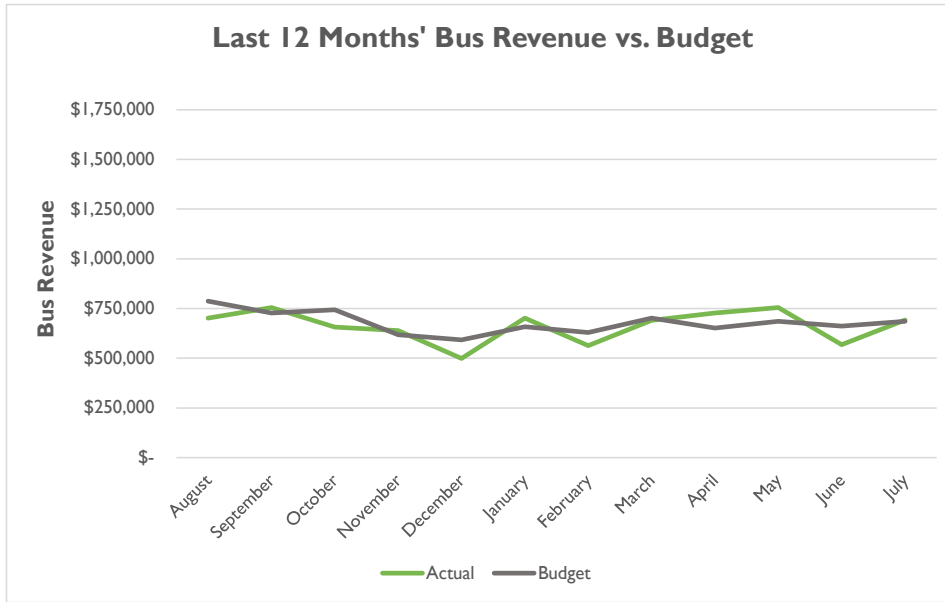
Bridge:



Bus:



Bus:



Ferry:

