



Agenda Item No. (9)(b)

To: Finance-Auditing Committee/Committee of the Whole
Meeting of January 25, 2024

From: Lauren dePaschalis, Analyst, Capital and Grant Programs
Amy Frye, Director, Capital and Grant Programs
Joseph M. Wire, Auditor-Controller
Denis J. Mulligan, General Manager

Subject: **MONTHLY REVIEW OF FINANCIAL STATEMENTS (FOR FIVE AND SIX MONTHS ENDING NOVEMBER 2023 AND DECEMBER 2023)**
B) STATEMENT OF CAPITAL PROGRAMS AND EXPENDITURES

Recommendation

There is no recommendation associated with this item.

Summary

This report provides the FY23/24 Capital Budget vs. Expenditures for five months ending November 30, 2023 (See attachments A and B for details) and six months ending December 31, 2023 (See attachments C and D for details).

NOVEMBER

CONSOLIDATED CAPITAL REVENUES	YTD Revenues	% FY 23/24 Annual Budget
District Funds	\$9,549,394	37%
Federal Grants	\$7,684,597	41%
State Grants	\$492,296	56%
Local Grants	\$43,151	14%
Total Revenues	\$17,769,437	39%

CONSOLIDATED CAPITAL EXPENSES	YTD Expenditures	% FY 23/24 Annual Budget
Bridge Division	\$13,257,363	43%
Bus Division	\$715,803	15%
Ferry Division	\$2,672,766	43%
District Division	\$1,123,504	31%
Total Expenses	\$17,769,437	39%

DECEMBER

CONSOLIDATED CAPITAL REVENUES	YTD Revenues	% FY 23/24 Annual Budget
District Funds	\$11,100,658	43%
Federal Grants	\$9,345,836	50%
State Grants	\$656,413	74%
Local Grants	\$49,480	16%
Total Revenues	\$21,152,386	47%

CONSOLIDATED CAPITAL EXPENSES	YTD Expenditures	% FY 23/24 Annual Budget
Bridge Division	\$15,485,925	50%
Bus Division	\$824,675	18%
Ferry Division	\$3,455,454	56%
District Division	\$1,386,332	38%
Total Expenses	\$21,152,386	47%

Fiscal Impact

There is no fiscal impact as this report is informational.

Attachments: Attachment A – Expenditures as of November 30, 2023

Attachment B – FY 23/24 Expenditures by Fund Source, by Division

Attachment C – Expenditures as of December 31, 2023

Attachment D – FY 23/24 Expenditures by Fund Source, by Division

Capital Revenue and Expenditures as of November 30, 2023

Agency Summary - Capital Revenue by Division

	District	Federal	State	Other Local	Grand Total	Revenue % by Division
BRIDGE	141,889,841	157,815,132	6,732,481	0	306,437,454	47%
BUS	25,126,032	32,024,684	0	29,758,300	86,909,016	13%
FERRY	69,752,034	144,271,180	20,385,008	1,785,000	236,193,222	36%
DISTRICT	20,030,452	775,024	218,596	0	21,024,072	3%
Grand Total	256,798,359	334,886,020	27,336,085	31,543,300	650,563,764	100%

Agency Summary - Capital Revenue by Funding Source

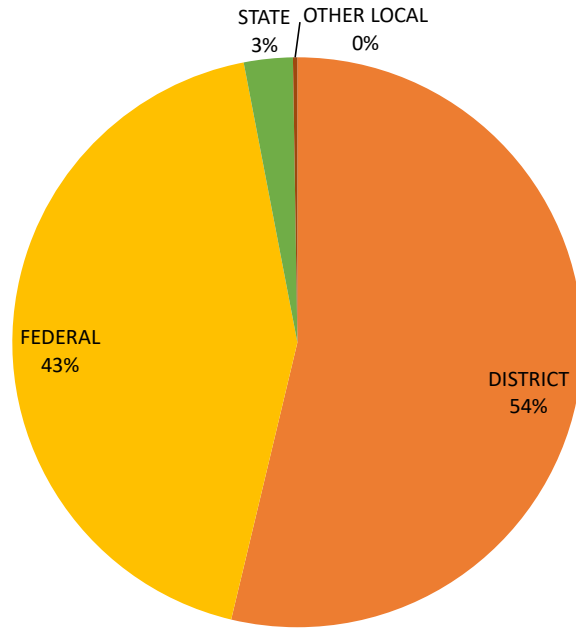
	Total Project Budget	Prior Year Expenditures	FY24 Budget	FY24 Expenditures	CY Exp / CY Budget	Total Exp / Total Budget
DISTRICT	256,798,359	89,787,139	25,562,521	9,549,394	37%	39%
FEDERAL	334,886,020	125,127,935	18,721,500	7,684,597	41%	40%
STATE	27,336,085	5,201,165	885,856	492,296	56%	21%
OTHER LOCAL	31,543,300	27,306	306,000	43,151	14%	0%
Grand Total	650,563,764	220,143,544	45,475,877	17,769,437	39%	37%

Agency Summary - Capital Expenditures by Division

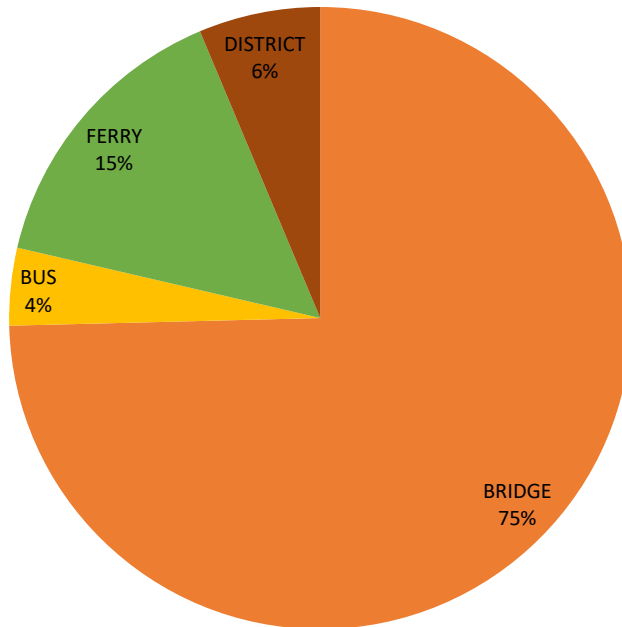
	Total Project Budget	Prior Year Expenditures	FY24 Budget	FY24 Expenditures	Actual Balance	CY Exp / CY Budget	Total Exp / Total Budget
BRIDGE	306,437,454	173,946,944	31,015,500	13,257,363	119,233,147	43%	61%
BUS	86,909,016	9,830,065	4,649,538	715,803	76,363,147	15%	12%
FERRY	236,193,222	27,556,870	6,150,500	2,672,766	205,963,586	43%	13%
DISTRICT	21,024,072	8,809,665	3,660,339	1,123,504	11,090,903	31%	47%
Grand Total	650,563,764	220,143,544	45,475,877	17,769,437	412,650,783	39%	37%

THIS PAGE INTENTIONALLY LEFT BLANK

FY 2023/24 Capital Expenditures by Fund Source
Ending November 30, 2023
(Total = \$17,769,437)



FY 2023/24 Capital Expenditures by Division
Ending November 30, 2023
(Total = \$17,769,437)



THIS PAGE INTENTIONALLY LEFT BLANK

Capital Revenue and Expenditures as of December 31, 2023

Agency Summary - Capital Revenue by Division

	District	Federal	State	Other Local	Grand Total	Revenue % by Division
BRIDGE	141,889,841	157,815,132	6,732,481	0	306,437,454	47%
BUS	25,126,032	32,024,684	0	29,758,300	86,909,016	13%
FERRY	69,752,034	144,271,180	20,385,008	1,785,000	236,193,222	36%
DISTRICT	20,030,452	775,024	218,596	0	21,024,072	3%
Grand Total	256,798,359	334,886,020	27,336,085	31,543,300	650,563,764	100%

Agency Summary - Capital Revenue by Funding Source

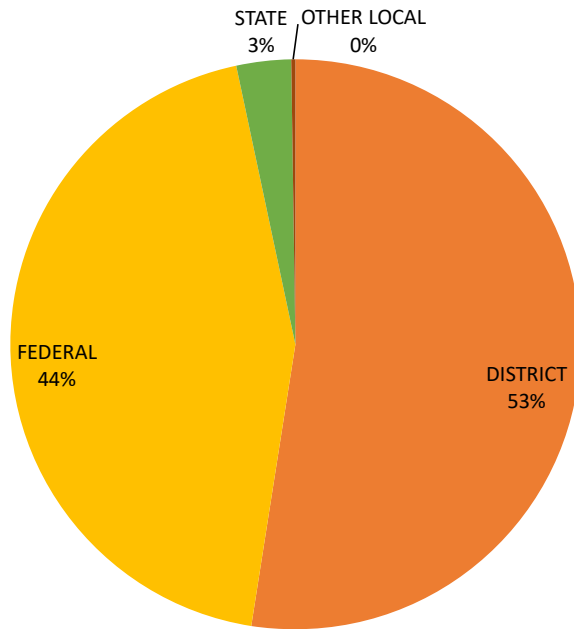
	Total Project Budget	Prior Year Expenditures	FY24 Budget	FY24 Expenditures	CY Exp / CY Budget	Total Exp / Total Budget
DISTRICT	256,798,359	89,787,139	25,562,521	11,100,658	43%	39%
FEDERAL	334,886,020	125,127,935	18,721,500	9,345,836	50%	40%
STATE	27,336,085	5,201,165	885,856	656,413	74%	21%
OTHER LOCAL	31,543,300	27,306	306,000	49,480	16%	0%
Grand Total	650,563,764	220,143,544	45,475,877	21,152,386	47%	37%

Agency Summary - Capital Expenditures by Division

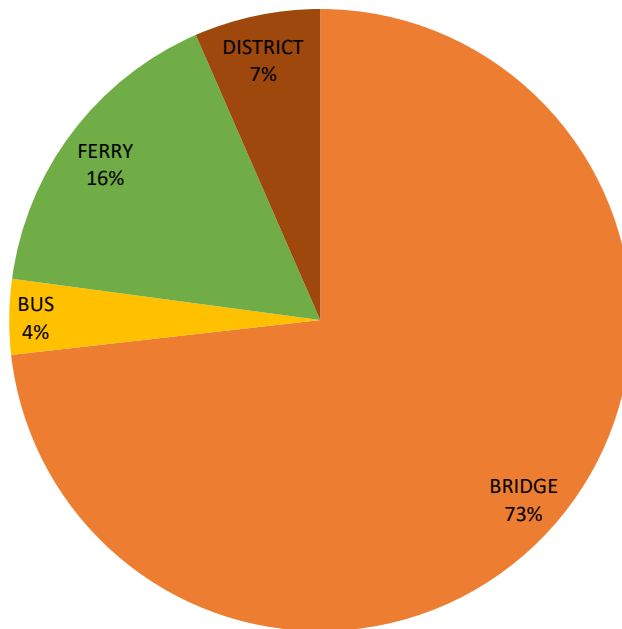
	Total Project Budget	Prior Year Expenditures	FY24 Budget	FY24 Expenditures	Actual Balance	CY Exp / CY Budget	Total Exp / Total Budget
BRIDGE	306,437,454	173,946,944	31,015,500	15,485,925	117,004,585	50%	62%
BUS	86,909,016	9,830,065	4,649,538	824,675	76,254,275	18%	12%
FERRY	236,193,222	27,556,870	6,150,500	3,455,454	205,180,898	56%	13%
DISTRICT	21,024,072	8,809,665	3,660,339	1,386,332	10,828,075	38%	48%
Grand Total	650,563,764	220,143,544	45,475,877	21,152,386	409,267,834	47%	37%

THIS PAGE INTENTIONALLY LEFT BLANK

FY 2023/24 Capital Expenditures by Fund Source
Ending December 31, 2023
(Total = \$21,152,386)



FY 2023/24 Capital Expenditures by Division
Ending December 31, 2023
(Total = \$21,152,386)



THIS PAGE INTENTIONALLY LEFT BLANK



Agenda Item No. (10)

To: Finance-Auditing Committee/Committee of the Whole
Meeting of January 25, 2024

From: Kelli Vitale, Director Risk Management and Safety
Kellee J. Hopper, Deputy General Manager, Administration and Development
Kimon Manolius, Attorney
Joseph M. Wire, Auditor-Controller
Denis J. Mulligan, General Manager

Subject: **REVIEW OF THE DISTRICT'S FY 23/24 SECOND QUARTERLY
REPORT OF JUDGMENTS OR SETTLED CLAIMS**

The following report is for informational purposes and no action is required.

This is the FY 23/24 Second Quarter report to the Finance-Auditing Committee, covering the period of October 1, 2023 through December 31, 2023. It includes judgments or settlements for general liability, workers' compensation, and Jones Act matters. The report provides information on insurance coverage; the relevant Golden Gate Bridge, Highway and Transportation District division; the employee job title (if any) and basis of claim; date and type of injury; settlement date; settlement amount; and the type of settlement and approval. As a reminder, unless otherwise noted, all workers' compensation compromise and release (C&R) settlements resolve all future medical claims.

There is no fiscal impact, as this report is informational.

Insurance Coverage	Division Position/Claimant	Date(s) of Injury	Date Settled	Settlement Amount	Approval/Type
WC	Bus-Operators	07/16/2009, 12/19/2013, 10/02/2015	12/08/2023	\$140,000	C&R/Finance
WC	Bus-Operators	02/17/2022	10/02/2023	\$13,413	Stip/EHS
WC	Bridge-Painter	02/27/2017, 08/07/2020	12/20/2023	\$77,000	C&R/Finance

Insurance Coverage	Division Position/Claimant	Date(s) of Injury	Date Settled	Settlement Amount	Approval/Type
WC	Bridge-Ironworker	03/15/2022	10/03/2023	\$45,000	C&R/GM
GL Wrongful Termination	Ferry Division	10/25/2021	12/15/2023	\$300,000	Full Settlement/ Board
GL/Auto liability Property Damage	Bridge Division	05/03/2023	10/03/2023	\$1,764	Full Settlement/EHS
GL-Auto Liability Property Damage	Bus Division	05/03/2023	10/03/2023	\$6,500	Full Settlement/EHS
GL-Auto Liability Property Damage	Bus Division	05/02/2023	10/31/2023	\$11,949	Full Settlement/EHS
GL – Auto Liability Property Damage	Bus Division	08/18/2023	12/28/2023	\$3,331	Full Settlement/EHS
GL-Auto Liability Property Damage	Bus Division	08/18/2023	12/05/2023	\$2,038	Full Settlement/EHS
GL-Auto Liability Bodily Injury	Bus Division	04/14/2023	12/19/2023	\$1,200	Full Settlement/EHS

Guide to abbreviations:

WC	Workers' Compensation
GL	General Liability; Property claim/personal claim or both
C&R	Compromise & Release
C&R Open Medical	All issues resolved -future care remains open
STIP	Stipulated Award
DISMISSAL	Claim dismissed with or without prejudice
GM	General Manager
EHS	Environmental Health & Safety (Risk Manager)
N/A	Not applicable
Cumulative	Injury over time-not specific event